

# Partijen voor basgitaar (notenschrift en tabulatuur)

## Wat is tabulatuur?

Tabulatuur is een vorm van muzieknotatie waarbij de noten niet op een notenbalk worden voorgesteld, maar op de snaren van b.v. een basgitaar.

## Hoe werkt het? Hoe lees je die notatie?

Je ziet 4 lijnen: dat zijn de 4 snaren van de basgitaar. De dikste snaar staat onderaan getekend. Zo kijk je op de snaren als je de basgitaar zelf bespeelt.

De cijfertjes duiden aan in welk vak je een vinger van de linkerhand moet zetten. Je kan de eerste 4 cijfers kleven op de hals van het instrument.

De cijfers duiden dus NIET aan welke vinger je daar moet zetten. We gaan er (in het begin) in principe van uit dat je de wijsvinger in het eerste vakje legt, dicht tegen het eerste fretje aan. Een fret is een dwarsstaafje dat op de hals bevestigd is: zie tekening. Merk op dat de linkerduim niet gebruikt wordt!

Als we spreken over de 2e positie, schuif je de hand één vakje op: je eerste vinger komt dan in het 2e vakje te staan enz. In de traditionele notatie gebruikt men Romeinse cijfers voor de positie: dat systeem nemen we over, maar we vullen het aan met een eigen systeem om de vingers van de linkerhand te benoemen: lw - lm - lr - lp staan respectievelijk voor linkerwijsvinger, -middelvinger, -ringvinger en -pink. Waar nodig zie je deze afkortingen **onder** de tabulatuur staan.

**SPECIFIEK voor BASGITAAR:** in de eerste positie moeten de vingers krampachtig gestrekt worden om elke vinger in zijn eigen vakje te krijgen (zeker voor een hand die nog niet volgroeid is!): daarom zullen we - waar het kan - de 4 vingers over 3 vakken verdelen. Om de pink meer kracht te geven, gaat de ringvinger mee op en neer. Doe voorlopig een denkbeeldig elastiekje aan de linkerringvinger en -pink :) )

## Wat is het voordeel van het tabulatuurschrift?

Je moet niet (goed) noten kunnen lezen: die bekijk je alleen nog maar voor het ritme waar nodig.

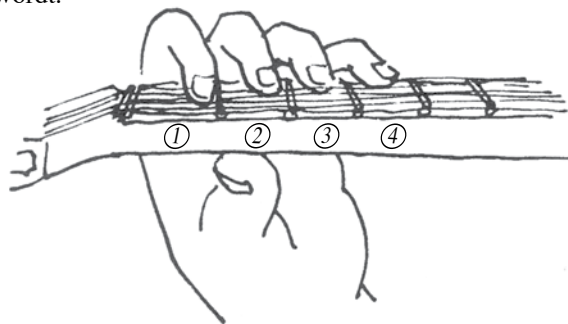
## Dan kan iedereen basgitaar leren spelen?

Inderdaad, ook als je geen noten kan lezen. Maar er komt natuurlijk wel meer bij kijken! Zo moet je b.v. met de rechterhand de juiste techniek gebruiken.


## Wat doe ik met de rechterhand?

Een basgitarist wisselt altijd de wijsvinger en de middelvinger van de rechterhand af. Waar nodig zetten we rw of rm **boven** de tabulatuur. Kijk maar eens goed naar een videoclip: hij gebruikt zijn andere vingers niet. Hij houdt de hand een beetje schuin, zodat de pink eigenlijk niet bij de snaren kan. Als de wijs- of de middelvinger een snaar betokkeld heeft, komt hij automatisch terecht op de volgende snaar: daar blijft de vinger rusten totdat hij de volgende noot moet spelen. Zo wisselen de beide vingers elkaar steeds af.

De rechterduim zorgt voor steun: hij mag rusten op de onderste snaar. Hij komt enkel los wanneer de onderste snaar bespeeld wordt.



de linkerhand



Als je toch het notenbeeld wil gebruiken: zo vind je de noten terug op de basgitaar.

1

## Music 4 you!

T/M: Rika Joris - 4 maten intro

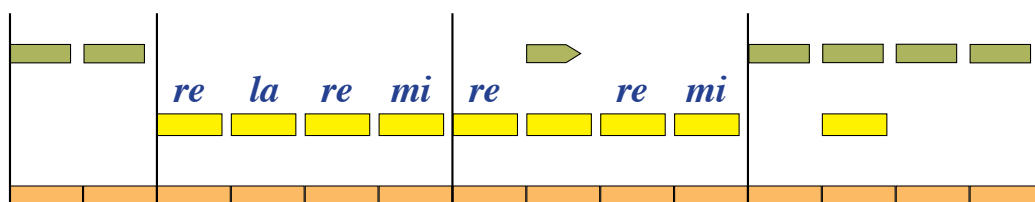
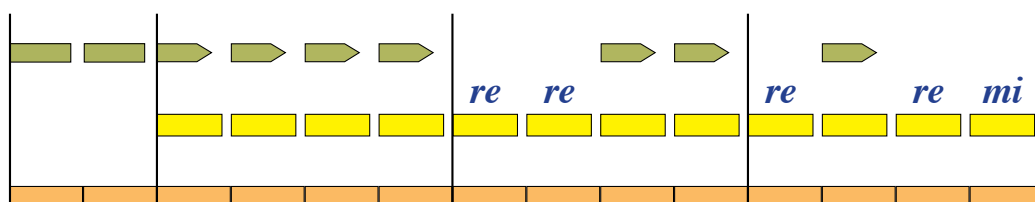
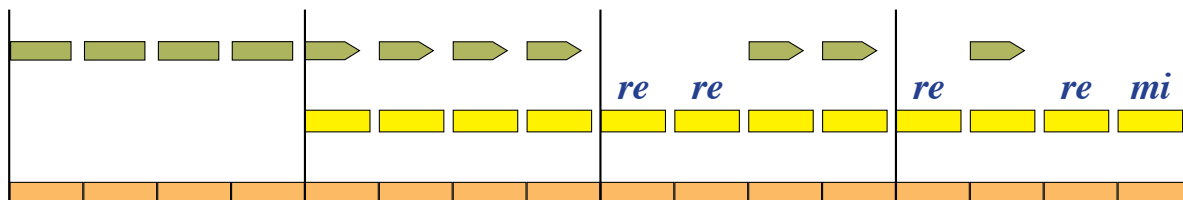
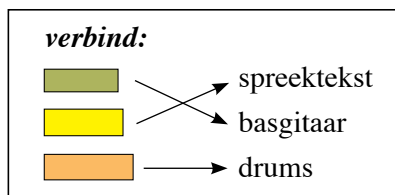
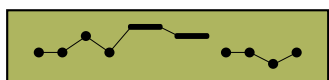
III  
i 12x

3  
rw 12x  
lr

Laat de duim constant steunen tegen deze snaar.

# Blankenberge

T/M: Hugo Matthysen



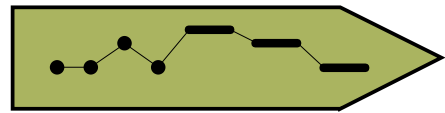
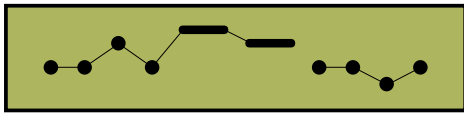
Kijk op bovenstaand schema om te weten waar je elk basmotief moet spelen.

*re*

*mi*

*la*

Als je heel handig bent, kan je de echte basgitaarmotieven spelen bij de groene blokken.  
Je kan eventueel het eerste motief weglaten en vervangen door het tweede: je speelt dan bij elke groene blok hetzelfde, nl. het tweede motief: dat is eenvoudiger.



Hier de duim even wegtrekken.

Volg op het schema om te weten waar je beide motieven moet spelen.

Ofwel speel je enkel bij de groene blokken mee, ofwel speel je ook de eenvoudige motieven bij "re", "mi" en "la".

### 3

## Hé, doe je mee?

T/M: Rika Joris

Om de linkerhand niet te erg te moeten strekken mag je 4 vingers gebruiken over 3 vakjes.

Het voorspel staat in kleine nootjes: je hoeft het niet te spelen: dat is veel moeilijker dan de rest.

### Voorspel

\* Speel deze laatste maat OF het voorspel opnieuw.

4

Turn off the light Nelly Furtado

Musical notation for 'Turn off the light' in 4/4 time. The treble clef staff shows a melody starting with a quarter note G4, followed by a quarter note A4, and a half note B4. The bass clef staff shows a simple bass line: a quarter note G2, a quarter note A2, and a half note B2. The key signature has one sharp (F#).

5

Rock around the clock T: Gemini / M: Bill Haley

Begin te spelen na het 'aftellen'.

Musical notation for 'Rock around the clock' in 4/4 time. The treble clef staff shows a melody with a triplet of eighth notes (G4, A4, B4) and a quarter note (C5). The bass clef staff shows a bass line with a triplet of eighth notes (G2, A2, B2) and a quarter note (C3). The key signature has one sharp (F#).

... en hier dan de bas voor gevorderden (of voor de durvers)! Je mag 4 vingers over 3 vakken gebruiken.

Musical notation for 'Rock around the clock' with fingerings. The treble clef staff shows a melody with fingerings: 1 4, 4 1 3 4, 1 4. The bass clef staff shows a bass line with fingerings: lw lp, lp lw lr lp lp lw lp. The key signature has two sharps (F#, C#).

Musical notation for 'Rock around the clock' with fret numbers. The treble clef staff shows a melody with fret numbers: 1.2.3.4.5.6., 7., I, II. The bass clef staff shows a bass line with fret numbers: 0 4 2 4, 0 4 2 4, 0 2 4 2, 0 (4 2) 0, 0 0 4 4, 0 0 1 1, 2, 0(2 4) 0. The key signature has two sharps (F#, C#).

of 3x eerste noot en dan de laatste

of 3x eerste noot en dan de slotnoot

6

**Achy Breaky Heart**

Billy Ray Cyrus - 4 maten intro

Begin te spelen na het voorspel van 4 maten.

The musical notation for 'Achy Breaky Heart' consists of two staves. The top staff is in treble clef with a 4/4 time signature and a finger number '8' below the first note. It contains a melodic line with a repeat sign and a '3x' multiplier. The bottom staff is in bass clef with a finger number 'rw' above the first note and contains a bass line with a repeat sign and a '3x' multiplier.

Je mag tijdens het hele nummer met de rechterduim steunen op het pickupelement.

7

**Oefening 1** - 4 maten intro

The musical notation for 'Oefening 1' consists of two staves. The top staff is in treble clef with a 4/4 time signature and contains a melodic line of eighth notes. The bottom staff is in bass clef and contains a bass line with triplet markings '3' and open string '0' notations.

8

**Oefening 2** - 8 maten intro

The musical notation for 'Oefening 2' consists of two staves. The top staff is in treble clef with a 2/4 time signature and a finger number '8' below the first note. It contains a melodic line with a finger number 'm' above the first note. The bottom staff is in bass clef with a finger number 'rm' above the first note and contains a bass line with open string '0' notations.

9

**Barcarolle** Jacques Offenbach - 8 maten intro

1

i

rw

3 3 3 3 3 3 3

4x

4x

17

25

10

**We will rock you** Brian May (Queen) - 8 maten intro

i

rw

3 2 0 3 0 0

4x

4x

11

**Here's to you** uit Sacco & Vanzetti (Ennio Morricone/Joan Baez) - 8 maten intro

i

rw

3 2 0 3 3 2 0 3 2 0 3 3 0 2 0

## Musiceren in de 2/4-maat

**A**

Exercise A: Treble clef, 2/4 time signature. Melody: G4, A4, B4, C5, B4, A4, G4, F4, E4, D4, C4. Tablature: 0 0 | 0 0 0 0 | 3 0 | 0 0 0 || 0 0 | 0 0 0 0 | 3 0 | 0 0 0

**B**

Exercise B: Treble clef, 2/4 time signature. Melody: G4, A4, B4, C5, B4, A4, G4, F4, E4, D4, C4. Tablature: 0 0 | 0 0 | 0 0 0 0 | 0 0 0 || 0 0 | 0 0 | 0 0 0 0 | 0 0 0

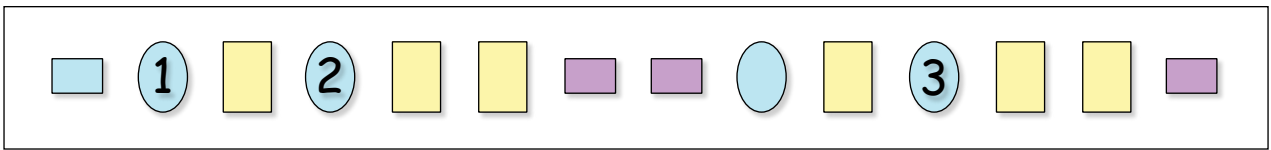
**C**

Exercise C: Treble clef, 2/4 time signature. Melody: G4, A4, B4, C5, B4, A4, G4, F4, E4, D4, C4. Tablature: 3 3 | 3 2 | 3 3 0 0 | 3 3 3 || 3 3 | 3 2 | 3 3 0 0 | 3 3 3

**Let it be** John Lennon - Paul McCartney

Op je oefen-cd staan alleen het refrein (met herhaling) + het naspel.

Kleef een rond stickertje "10" bij het 10e vakje op de hals van je basgitaar.



strofe

II m

4 1 2 2

rm

lp lw lm lm

5 m

rm

refrein

9 m

rm

tussenspel en naspel

13 VII II

4 4 2

lp lp lm



13

**My heart will go on** T: Will Jennings / M: James Horner - 8 maten intro

Om de linkerhand niet te erg te moeten strekken mag je 4 vingers gebruiken over 3 vakjes.

II

1  
rw  
lw

9

17

4 of 3  
1  
lp lw lp lw

25

lp lw lp lw

14

**Gangsta's Paradise** Coolio

Om de linkerhand niet te erg te moeten strekken mag je 4 vingers gebruiken over 3 vakjes.

i

1 4 4  
rw  
lw lp lp

15

**Força** Nelly Furtado - 8 maten intro

Om de linkerhand niet te erg te moeten strekken mag je 4 vingers gebruiken over 3 vakjes. Je hebt alleen de wijs- en de ringvinger nodig van de linkerhand. Houd de middelvinger altijd bij de ringvinger: laat ze samen neer en hef ze samen terug op.

II  
i 4x

3 1 of 2  
rw 4x  
lr lw of lm

3 1 of 2  
lr lw of lm

3 1 of 2  
lr lw of lm  
*repeat and fade*

16

**I'd like to teach the world to sing** Roger Cooke, Roger Greenaway, Billy Baker, Billy Davis  
**Ik droomde van een heel groot huis** Ned. tekst: Rika Joris - 4 maten intro

Eenvoudige versie. Op de volgende pagina staat een moeilijkere versie.

m 3x

rw 3x

16

**I'd like to teach the world to sing** Roger Cooke, Roger Greenaway, Billy Baker, Billy Davis  
**Ik droomde van een heel groot huis** Ned. tekst: Rika Joris - 4 maten intro

Moeilijke versie. Op de vorige pagina staat een eenvoudige versie.

Musical notation for 'I'd like to teach the world to sing'. The piece is in 4/4 time and B-flat major. The guitar part consists of two systems. The first system starts at measure 8 and ends with a double bar line and repeat dots. The second system starts at measure 9 and also ends with a double bar line and repeat dots. The notation includes a treble clef with an 8va sign, a bass clef with an 8va sign, and a capo on the 2nd fret. Fingerings are indicated by numbers 1-4. The guitar part features a mix of eighth and quarter notes, with some triplets. The piece is marked '3x' at the end of both systems.

**Vredescanon** Traditioneel / Ned. tekst: Rika Joris - 4 maten intro

Musical notation for 'Vredescanon'. The piece is in 4/4 time and B-flat major. The guitar part consists of two systems. The first system starts at measure 8 and ends with a double bar line and repeat dots. The second system starts at measure 9 and also ends with a double bar line and repeat dots. The notation includes a treble clef with an 8va sign, a bass clef with an 8va sign, and a capo on the 2nd fret. Fingerings are indicated by numbers 1-4. The guitar part features a mix of eighth and quarter notes, with some triplets. The piece is marked '3x' at the end of both systems.

17

**Vredeslied** Ludwig van Beethoven / Ned. tekst: Rika Joris - 4 maten intro

Musical notation for 'Vredeslied'. The piece is in 4/4 time and D major. The guitar part consists of two systems. The first system starts at measure 8 and ends with a double bar line and repeat dots. The second system starts at measure 9 and also ends with a double bar line and repeat dots. The notation includes a treble clef with an 8va sign, a bass clef with an 8va sign, and a capo on the 2nd fret. Fingerings are indicated by numbers 1-4. The guitar part features a mix of eighth and quarter notes, with some triplets. The piece is marked '3x' at the end of both systems.

18

Jingle Bells James Piermont - 4 maten intro

Langzaam tellen: 1 en 2 en 3 en 4 en ...

Measures 1-8 of Jingle Bells. Treble clef, 4/4 time, key of G major. Bass clef with fret numbers. Dynamics: m (measures 1, 5), rm (measures 2, 6).

19

Jezus, diepe vreugd des harten Johann Sebastian Bach - 4 maten intro

Om de linkerhand niet te erg te moeten strekken mag je 4 vingers gebruiken over 3 vakjes.

Measures 1-8 of Jezus, diepe vreugd des harten. Treble clef, 3/4 time, key of G major. Bass clef with fret numbers and fingering. Dynamics: m (measure 1), rm (measures 2, 6), lp (measure 3), lw (measures 4, 7).

Measures 9-16 of Jezus, diepe vreugd des harten. Treble clef, 3/4 time, key of G major. Bass clef with fret numbers and fingering. Dynamics: lm (measure 9), lw (measures 10, 15).

Measures 17-24 of Jezus, diepe vreugd des harten. Treble clef, 3/4 time, key of G major. Bass clef with fret numbers and fingering.

20

Jezus, diepe vreugd des harten Johann Sebastian Bach

Measures 25-32 of Jezus, diepe vreugd des harten. Treble clef, 3/4 time, key of G major. Bass clef with fret numbers and fingering. Dynamics: m (measures 25, 29), rm (measures 26, 30), lp (measure 27), lw (measures 28, 31).

24 25 2 31

2 1

2

0 3 2 0 0 0 2 0 0 0 2 3 2 3 0 3 3

Im lw

36 37 42 11

0 2 2 2 0 2 3 0 0 2 2 2 3 0 0 0 11

21

Jingle bells

James Piermont - 4 maten intro

$\text{♩} = 88$

3 3 3 3 3 3 3 3 3 3 0 0 0 0 3 3 3 3 3 3 3 3 3 3 0 0 0 0

9

0 0 0 0 0 0 0 0 3 2 0 0 2 2 0 0 0 0 0 0 0 0 3 2 0 0 0 0

17  $\text{♩} = 152$

overgang

0 3 3 3 3 3 3 0 0 0 0

22 We wish you a Merry Christmas

3 3 3 3 3 3 4 4 4 0 0 0 1 1 1 2 2 0 3 0 0 0

# Jingle Bells

James Piermont - lange versie: om te zingen (in mi groot) - 4 maten intro

Musical notation for the first system of Jingle Bells, measures 1-8. The key signature is one sharp (F#) and the time signature is 4/4. The notation includes a treble clef with a 6/8 time signature, a bass clef with a 6/8 time signature, and a guitar fretboard diagram with fret numbers 0, 2, and 4.

Musical notation for the second system of Jingle Bells, measures 9-16. The key signature is one sharp (F#) and the time signature is 4/4. The notation includes a treble clef with a 6/8 time signature, a bass clef with a 6/8 time signature, and a guitar fretboard diagram with fret numbers 0, 2, and 4.

17  
*overgang*

Musical notation for the transition section of Jingle Bells, measures 17-21. The key signature is one sharp (F#) and the time signature is 3/4. The notation includes a treble clef with a 6/8 time signature, a bass clef with a 6/8 time signature, and a guitar fretboard diagram with fret numbers 0, 2, and 4.

## We wish you a Merry Christmas

Musical notation for the 'We wish you a Merry Christmas' section, measures 22-29. The key signature is one sharp (F#) and the time signature is 4/4. The notation includes a treble clef with a 6/8 time signature, a bass clef with a 6/8 time signature, and a guitar fretboard diagram with fret numbers 0, 1, 2, 3, and 4. The section ends with a double bar line and a repeat sign.

## 22

### Oefening 3 - 2 maten intro

Musical notation for Oefening 3, measures 1-8. The key signature is one flat (Bb) and the time signature is 2/4. The notation includes a treble clef with a 6/8 time signature, a bass clef with a 6/8 time signature, and a guitar fretboard diagram with fret numbers 0, 2, and 3. The section ends with a double bar line and a repeat sign.

Op de volgende pagina vind je een eenvoudigere baspartij.

Om de linkerhand niet te erg te moeten strekken mag je 4 vingers gebruiken over 3 vakjes.

**A**

II  
i

rw

4 1 4 1 3

0 4 2 0 3 0 0 0 4 2 0 3 2 0 0 4 2 0 3 0 0

lp lw lp lw lm

*Fine*

**B**

4 4

0 2 4 2 0 4 2 4 0 0 2 4 2 0 2 0 0

lp lp

**C**

0 0 0 0 0 0 0 0 0 0 0 0 0 0 0 0 0 2 3 0 0

lp

**D**

4

4 4 0 2 0 4 0 0 2 4 2 0 4 4 0 2 0 4 0 2 3 0

lp

*D.C.*

Vorm: **A B C D A** of **A B A C A D A B C A**

**A**

m Fine

rm

**B**

**C**

**D**

D.C.

Vorm: **A B C D A** of **A B A C A D A B C A**



24

Get up and Boogie

Silver Convention

A B A - A' B+1 - A B aaaaaa

Om de linkerhand niet te erg te moeten strekken mag je 4 vingers gebruiken over 3 vakjes.

**A**

**B**

25

Oefening 4 - 4 maten intro

26

Bananas!

Bingo

refrein

strofe

*Fine*

*D.C.*

i

rw

0 0 0 0 | 0 0 0 0 | 3 3 3 3 | 0 0 0 | 0 0 0 0 | 0 0 0 0 | 3 3 3 3 | 0 0 0

Detailed description: This system contains the first eight measures of the introduction. The treble clef staff is in G major (one sharp) and 4/4 time. The melody consists of eighth notes: G4, A4, B4, C5, D5, E5, F#5, G5, F#5, E5, D5, C5, B4, A4, G4. The bass clef staff shows the guitar accompaniment with fret numbers: 0 0 0 0, 0 0 0 0, 3 3 3 3, 0 0 0, 0 0 0 0, 0 0 0 0, 3 3 3 3, 0 0 0. A 'rw' (rhythm wheel) marking is placed above the first measure.

9

2 2 0 0 | 0 0 0 0 | 2 2 2 0 | 3 3 3 2 | 0 0 0 3 | 0 0 0 0 | 0 0 0

Detailed description: This system contains the next eight measures of the introduction. The treble clef staff continues the melody: G4, A4, B4, C5, D5, E5, F#5, G5, F#5, E5, D5, C5, B4, A4, G4. The bass clef staff shows the guitar accompaniment with fret numbers: 2 2 0 0, 0 0 0 0, 2 2 2 0, 3 3 3 2, 0 0 0 3, 0 0 0 0, 0 0 0. The system ends with a double bar line.

# Big World

Emilia - in do groot (om met het origineel mee te spelen) - 2 maten intro

Measures 1-9 of the guitar piece. The treble clef staff shows a melody in 4/4 time, starting with a quarter rest followed by eighth notes. The bass clef staff shows a bass line with chords and triplets. Measure numbers 8 and 9 are indicated at the start of their respective lines.

Measures 10-17 of the guitar piece. The treble clef staff continues the melody. The bass clef staff continues the bass line. Measure number 10 is indicated at the start of the first line.

Measures 18-27 of the guitar piece. The treble clef staff continues the melody. The bass clef staff continues the bass line. Measure number 18 is indicated at the start of the first line. A double bar line with a '2' above it appears at the end of measure 27.

Measures 28-35 of the guitar piece. The treble clef staff continues the melody. The bass clef staff continues the bass line. Measure number 28 is indicated at the start of the first line. A double bar line with repeat dots appears at the end of measure 35.

Measures 36-42 of the guitar piece. The treble clef staff continues the melody. The bass clef staff continues the bass line. Measure number 36 is indicated at the start of the first line.

# Obladi Oblada

John Lennon & Paul McCartney / Ned. tekst: Rika Joris - 6 maten intro

De herhaling staat wel op de originele uitvoering maar niet bij de Orff-bewerking.

## strofe

8

## refrein

17

## bridge

33

## strofe

49

## refrein

65

75

Coda

28

Oefening 5 - 8 maten intro

First system of musical notation for Exercise 5. The treble clef staff shows a melody of quarter notes: G4, A4, Bb4, C5, Bb4, A4, G4. The bass clef staff shows triplets of notes: 3, 3, 3.

Second system of musical notation for Exercise 5. The treble clef staff shows a melody of quarter notes: G4, A4, Bb4, C5, Bb4, A4, G4. The bass clef staff shows triplets of notes: 3, 3, 3.

29

O Fortuna uit de Carmina Burana van Carl Orff - Ned. Tekst: Rika Joris

Speel één van beide ostinati.

First ostinato for O Fortuna. The treble clef staff shows a melody of quarter notes: G4, A4, Bb4, C5, Bb4, A4. The bass clef staff shows notes: 0, 2, 0, 2, 0, 2.

Second ostinato for O Fortuna. The treble clef staff shows a melody of quarter notes: G4, A4, Bb4, C5, Bb4, A4. The bass clef staff shows notes: 0, 2, 0, 2, 0, 2, 0, 2.

# Do re mi uit The Sound of Music (Rodgers & Hammerstein)

De soundmixbegeleiding vind je op de website in de muziekbib van les 14.  
Op de volgende pagina vind je een moeilijkere versie van deze baspartij.

The first system of the bass line consists of 8 measures. The bass clef and key signature are indicated. The notes are: G3, A3, B3, C4, D4, E4, F4, G4, A4, B4, C5, D5, E5, F5, G5, A5, B5, C6, D6, E6, F6, G6, A6, B6, C7, D7, E7, F7, G7, A7, B7, C8, D8, E8, F8, G8, A8, B8, C9, D9, E9, F9, G9, A9, B9, C10, D10, E10, F10, G10, A10, B10, C11, D11, E11, F11, G11, A11, B11, C12, D12, E12, F12, G12, A12, B12, C13, D13, E13, F13, G13, A13, B13, C14, D14, E14, F14, G14, A14, B14, C15, D15, E15, F15, G15, A15, B15, C16, D16, E16, F16, G16, A16, B16, C17, D17, E17, F17, G17, A17, B17, C18, D18, E18, F18, G18, A18, B18, C19, D19, E19, F19, G19, A19, B19, C20, D20, E20, F20, G20, A20, B20, C21, D21, E21, F21, G21, A21, B21, C22, D22, E22, F22, G22, A22, B22, C23, D23, E23, F23, G23, A23, B23, C24, D24, E24, F24, G24, A24, B24, C25, D25, E25, F25, G25, A25, B25, C26, D26, E26, F26, G26, A26, B26, C27, D27, E27, F27, G27, A27, B27, C28, D28, E28, F28, G28, A28, B28, C29, D29, E29, F29, G29, A29, B29, C30, D30, E30, F30, G30, A30, B30, C31, D31, E31, F31, G31, A31, B31, C32, D32, E32, F32, G32, A32, B32, C33, D33, E33, F33, G33, A33, B33, C34, D34, E34, F34, G34, A34, B34, C35, D35, E35, F35, G35, A35, B35, C36, D36, E36, F36, G36, A36, B36, C37, D37, E37, F37, G37, A37, B37, C38, D38, E38, F38, G38, A38, B38, C39, D39, E39, F39, G39, A39, B39, C40, D40, E40, F40, G40, A40, B40, C41, D41, E41, F41, G41, A41, B41, C42, D42, E42, F42, G42, A42, B42, C43, D43, E43, F43, G43, A43, B43, C44, D44, E44, F44, G44, A44, B44, C45, D45, E45, F45, G45, A45, B45, C46, D46, E46, F46, G46, A46, B46, C47, D47, E47, F47, G47, A47, B47, C48, D48, E48, F48, G48, A48, B48, C49, D49, E49, F49, G49, A49, B49, C50, D50, E50, F50, G50, A50, B50, C51, D51, E51, F51, G51, A51, B51, C52, D52, E52, F52, G52, A52, B52, C53, D53, E53, F53, G53, A53, B53, C54, D54, E54, F54, G54, A54, B54, C55, D55, E55, F55, G55, A55, B55, C56, D56, E56, F56, G56, A56, B56, C57, D57, E57, F57, G57, A57, B57, C58, D58, E58, F58, G58, A58, B58, C59, D59, E59, F59, G59, A59, B59, C60, D60, E60, F60, G60, A60, B60, C61, D61, E61, F61, G61, A61, B61, C62, D62, E62, F62, G62, A62, B62, C63, D63, E63, F63, G63, A63, B63, C64, D64, E64, F64, G64, A64, B64, C65, D65, E65, F65, G65, A65, B65, C66, D66, E66, F66, G66, A66, B66, C67, D67, E67, F67, G67, A67, B67, C68, D68, E68, F68, G68, A68, B68, C69, D69, E69, F69, G69, A69, B69, C70, D70, E70, F70, G70, A70, B70, C71, D71, E71, F71, G71, A71, B71, C72, D72, E72, F72, G72, A72, B72, C73, D73, E73, F73, G73, A73, B73, C74, D74, E74, F74, G74, A74, B74, C75, D75, E75, F75, G75, A75, B75, C76, D76, E76, F76, G76, A76, B76, C77, D77, E77, F77, G77, A77, B77, C78, D78, E78, F78, G78, A78, B78, C79, D79, E79, F79, G79, A79, B79, C80, D80, E80, F80, G80, A80, B80, C81, D81, E81, F81, G81, A81, B81, C82, D82, E82, F82, G82, A82, B82, C83, D83, E83, F83, G83, A83, B83, C84, D84, E84, F84, G84, A84, B84, C85, D85, E85, F85, G85, A85, B85, C86, D86, E86, F86, G86, A86, B86, C87, D87, E87, F87, G87, A87, B87, C88, D88, E88, F88, G88, A88, B88, C89, D89, E89, F89, G89, A89, B89, C90, D90, E90, F90, G90, A90, B90, C91, D91, E91, F91, G91, A91, B91, C92, D92, E92, F92, G92, A92, B92, C93, D93, E93, F93, G93, A93, B93, C94, D94, E94, F94, G94, A94, B94, C95, D95, E95, F95, G95, A95, B95, C96, D96, E96, F96, G96, A96, B96, C97, D97, E97, F97, G97, A97, B97, C98, D98, E98, F98, G98, A98, B98, C99, D99, E99, F99, G99, A99, B99, C100, D100, E100, F100, G100, A100, B100, C101, D101, E101, F101, G101, A101, B101, C102, D102, E102, F102, G102, A102, B102, C103, D103, E103, F103, G103, A103, B103, C104, D104, E104, F104, G104, A104, B104, C105, D105, E105, F105, G105, A105, B105, C106, D106, E106, F106, G106, A106, B106, C107, D107, E107, F107, G107, A107, B107, C108, D108, E108, F108, G108, A108, B108, C109, D109, E109, F109, G109, A109, B109, C110, D110, E110, F110, G110, A110, B110, C111, D111, E111, F111, G111, A111, B111, C112, D112, E112, F112, G112, A112, B112, C113, D113, E113, F113, G113, A113, B113, C114, D114, E114, F114, G114, A114, B114, C115, D115, E115, F115, G115, A115, B115, C116, D116, E116, F116, G116, A116, B116, C117, D117, E117, F117, G117, A117, B117, C118, D118, E118, F118, G118, A118, B118, C119, D119, E119, F119, G119, A119, B119, C120, D120, E120, F120, G120, A120, B120, C121, D121, E121, F121, G121, A121, B121, C122, D122, E122, F122, G122, A122, B122, C123, D123, E123, F123, G123, A123, B123, C124, D124, E124, F124, G124, A124, B124, C125, D125, E125, F125, G125, A125, B125, C126, D126, E126, F126, G126, A126, B126, C127, D127, E127, F127, G127, A127, B127, C128, D128, E128, F128, G128, A128, B128, C129, D129, E129, F129, G129, A129, B129, C130, D130, E130, F130, G130, A130, B130, C131, D131, E131, F131, G131, A131, B131, C132, D132, E132, F132, G132, A132, B132, C133, D133, E133, F133, G133, A133, B133, C134, D134, E134, F134, G134, A134, B134, C135, D135, E135, F135, G135, A135, B135, C136, D136, E136, F136, G136, A136, B136, C137, D137, E137, F137, G137, A137, B137, C138, D138, E138, F138, G138, A138, B138, C139, D139, E139, F139, G139, A139, B139, C140, D140, E140, F140, G140, A140, B140, C141, D141, E141, F141, G141, A141, B141, C142, D142, E142, F142, G142, A142, B142, C143, D143, E143, F143, G143, A143, B143, C144, D144, E144, F144, G144, A144, B144, C145, D145, E145, F145, G145, A145, B145, C146, D146, E146, F146, G146, A146, B146, C147, D147, E147, F147, G147, A147, B147, C148, D148, E148, F148, G148, A148, B148, C149, D149, E149, F149, G149, A149, B149, C150, D150, E150, F150, G150, A150, B150, C151, D151, E151, F151, G151, A151, B151, C152, D152, E152, F152, G152, A152, B152, C153, D153, E153, F153, G153, A153, B153, C154, D154, E154, F154, G154, A154, B154, C155, D155, E155, F155, G155, A155, B155, C156, D156, E156, F156, G156, A156, B156, C157, D157, E157, F157, G157, A157, B157, C158, D158, E158, F158, G158, A158, B158, C159, D159, E159, F159, G159, A159, B159, C160, D160, E160, F160, G160, A160, B160, C161, D161, E161, F161, G161, A161, B161, C162, D162, E162, F162, G162, A162, B162, C163, D163, E163, F163, G163, A163, B163, C164, D164, E164, F164, G164, A164, B164, C165, D165, E165, F165, G165, A165, B165, C166, D166, E166, F166, G166, A166, B166, C167, D167, E167, F167, G167, A167, B167, C168, D168, E168, F168, G168, A168, B168, C169, D169, E169, F169, G169, A169, B169, C170, D170, E170, F170, G170, A170, B170, C171, D171, E171, F171, G171, A171, B171, C172, D172, E172, F172, G172, A172, B172, C173, D173, E173, F173, G173, A173, B173, C174, D174, E174, F174, G174, A174, B174, C175, D175, E175, F175, G175, A175, B175, C176, D176, E176, F176, G176, A176, B176, C177, D177, E177, F177, G177, A177, B177, C178, D178, E178, F178, G178, A178, B178, C179, D179, E179, F179, G179, A179, B179, C180, D180, E180, F180, G180, A180, B180, C181, D181, E181, F181, G181, A181, B181, C182, D182, E182, F182, G182, A182, B182, C183, D183, E183, F183, G183, A183, B183, C184, D184, E184, F184, G184, A184, B184, C185, D185, E185, F185, G185, A185, B185, C186, D186, E186, F186, G186, A186, B186, C187, D187, E187, F187, G187, A187, B187, C188, D188, E188, F188, G188, A188, B188, C189, D189, E189, F189, G189, A189, B189, C190, D190, E190, F190, G190, A190, B190, C191, D191, E191, F191, G191, A191, B191, C192, D192, E192, F192, G192, A192, B192, C193, D193, E193, F193, G193, A193, B193, C194, D194, E194, F194, G194, A194, B194, C195, D195, E195, F195, G195, A195, B195, C196, D196, E196, F196, G196, A196, B196, C197, D197, E197, F197, G197, A197, B197, C198, D198, E198, F198, G198, A198, B198, C199, D199, E199, F199, G199, A199, B199, C200, D200, E200, F200, G200, A200, B200, C201, D201, E201, F201, G201, A201, B201, C202, D202, E202, F202, G202, A202, B202, C203, D203, E203, F203, G203, A203, B203, C204, D204, E204, F204, G204, A204, B204, C205, D205, E205, F205, G205, A205, B205, C206, D206, E206, F206, G206, A206, B206, C207, D207, E207, F207, G207, A207, B207, C208, D208, E208, F208, G208, A208, B208, C209, D209, E209, F209, G209, A209, B209, C210, D210, E210, F210, G210, A210, B210, C211, D211, E211, F211, G211, A211, B211, C212, D212, E212, F212, G212, A212, B212, C213, D213, E213, F213, G213, A213, B213, C214, D214, E214, F214, G214, A214, B214, C215, D215, E215, F215, G215, A215, B215, C216, D216, E216, F216, G216, A216, B216, C217, D217, E217, F217, G217, A217, B217, C218, D218, E218, F218, G218, A218, B218, C219, D219, E219, F219, G219, A219, B219, C220, D220, E220, F220, G220, A220, B220, C221, D221, E221, F221, G221, A221, B221, C222, D222, E222, F222, G222, A222, B222, C223, D223, E223, F223, G223, A223, B223, C224, D224, E224, F224, G224, A224, B224, C225, D225, E225, F225, G225, A225, B225, C226, D226, E226, F226, G226, A226, B226, C227, D227, E227, F227, G227, A227, B227, C228, D228, E228, F228, G228, A228, B228, C229, D229, E229, F229, G229, A229, B229, C230, D230, E230, F230, G230, A230, B230, C231, D231, E231, F231, G231, A231, B231, C232, D232, E232, F232, G232, A232, B232, C233, D233, E233, F233, G233, A233, B233, C234, D234, E234, F234, G234, A234, B234, C235, D235, E235, F235, G235, A235, B235, C236, D236, E236, F236, G236, A236, B236, C237, D237, E237, F237, G237, A237, B237, C238, D238, E238, F238, G238, A238, B238, C239, D239, E239, F239, G239, A239, B239, C240, D240, E240, F240, G240, A240, B240, C241, D241, E241, F241, G241, A241, B241, C242, D242, E242, F242, G242, A242, B242, C243, D243, E243, F243, G243, A243, B243, C244, D244, E244, F244, G244, A244, B244, C245, D245, E245, F245, G245, A245, B245, C246, D246, E246, F246, G246, A246, B246, C247, D247, E247, F247, G247, A247, B247, C248, D248, E248, F248, G248, A248, B248, C249, D249, E249, F249, G249, A249, B249, C250, D250, E250, F250, G250, A250, B250, C251, D251, E251, F251, G251, A251, B251, C252, D252, E252, F252, G252, A252, B252, C253, D253, E253, F253, G253, A253, B253, C254, D254, E254, F254, G254, A254, B254, C255, D255, E255, F255, G255, A255, B255, C256, D256, E256, F256, G256, A256, B256, C257, D257, E257, F257, G257, A257, B257, C258, D258, E258, F258, G258, A258, B258, C259, D259, E259, F259, G259, A259, B259, C260, D260, E260, F260, G260, A260, B260, C261, D261, E261, F261, G261, A261, B261, C262, D262, E262, F262, G262, A262, B262, C263, D263, E263, F263, G263, A263, B263, C264, D264, E264, F264, G264, A264, B264, C265, D265, E265, F265, G265, A265, B265, C266, D266, E266, F266, G266, A266, B266, C267, D267, E267, F267, G267, A267, B267, C268, D268, E268, F268, G268, A268, B268, C269, D269, E269, F269, G269, A269, B269, C270, D270, E270, F270, G270, A270, B270, C271, D271, E271, F271, G271, A271, B271, C272, D272, E272, F272, G272, A272, B272, C273, D273, E273, F273, G273, A273, B273, C274, D274, E274, F274, G274, A274, B274, C275, D275, E275, F275, G275, A275, B275, C276, D276, E276, F276, G276, A276, B276, C277, D277, E277, F277, G277, A277, B277, C278, D278, E278, F278, G278, A278, B278, C279, D279, E279, F279, G279, A279, B279, C280, D280, E280, F280, G280, A280, B280, C281, D281, E281, F281, G281, A281, B281, C282, D282, E282, F282, G282, A282, B282, C283, D283, E283, F283, G283, A283, B283, C284, D284, E284, F284, G284, A284, B284, C285, D285, E285, F285, G285, A285, B285, C286, D286, E286, F286, G286, A286, B286, C287, D287, E287, F287, G287, A287, B287, C288, D288, E288, F288, G288, A288, B288, C289, D289, E289, F289, G289, A289, B289, C290, D290, E290, F290, G290, A290, B290, C291, D291, E291, F291, G291, A291, B291, C292, D292, E292, F292, G292, A292, B292, C293, D293, E293, F293, G293, A293, B293, C294, D294, E294, F294, G294, A294, B294, C295, D295, E295, F295, G295, A295, B295, C296, D296, E296, F296, G296, A296, B296, C297, D297, E297, F297, G297, A297, B297, C298, D298, E298, F298, G298, A298, B298, C299, D299, E299, F299, G299, A299, B299, C300, D300, E300, F300, G300, A300, B300, C301, D301, E301, F301, G301, A301, B301, C302, D302, E302, F302, G302, A302, B302, C303, D303, E303, F303, G303, A303, B303, C304, D304, E304, F304, G304, A304, B304, C305, D305, E305, F305, G305, A305, B305, C306, D306, E306, F306, G306, A306, B306, C307, D307, E307, F307, G307, A307, B307, C308, D308, E308, F308, G308, A308, B308, C309, D309, E309, F309, G309, A309, B309, C310, D310, E310, F310, G310, A310, B310, C311, D311, E311, F311, G311, A311, B311, C312, D312, E312, F312, G312, A312, B312, C313, D313, E313, F313, G313, A313, B313, C314, D314, E314, F314, G314, A314, B314, C315, D315, E315, F315, G315, A315, B315, C316, D316, E316, F316, G316, A316, B316, C317, D317, E317, F317, G317, A317, B317, C318, D318, E318, F318, G318, A318, B318, C319, D319, E319, F319, G319, A319, B319, C320, D320, E320, F320, G320, A320, B320, C321, D321, E321, F321, G321, A321, B321, C322, D322, E322, F322, G322, A322, B322, C323, D323, E323, F323, G323, A323, B323, C324, D324, E324, F324, G324, A324, B324, C325, D325, E325, F325, G325, A325, B325, C326, D326, E326, F326, G326, A326, B326, C327, D327, E327, F327, G327, A327, B327, C328, D328, E328, F328, G328, A328, B328, C329, D329, E329, F329, G329, A329, B329, C330, D330, E330, F330, G330, A330, B330, C331, D331, E331, F331, G331, A331, B331, C332, D332, E332, F332, G332, A332, B332, C333, D333, E333, F333, G333, A333, B333, C334, D334, E334, F334, G334, A334, B334, C335, D335, E335, F335, G335, A335, B335, C336, D336, E336, F336, G336, A336, B336, C337, D337, E337, F337, G337, A337, B337, C338, D338, E338, F338, G338, A338, B338, C339, D339, E339, F339, G339, A339, B339, C340, D340, E340, F340, G340, A340, B340, C341, D341, E341, F341, G341, A341, B341, C342, D342, E342, F342, G342, A342, B342, C343, D343, E343, F343, G343, A343, B343, C344, D344, E344, F344, G344, A344, B344, C345, D345, E345, F345, G345, A345, B345, C346, D346, E346, F346, G346, A346, B346, C347, D347, E347, F347, G347, A347, B347, C348, D348, E348, F348, G348, A348, B348, C349, D349, E349, F349, G349, A349, B349, C350, D350, E350, F350, G350, A350, B350, C351, D351, E351, F351, G351, A351, B351, C352, D352, E352, F352, G352, A352, B352, C353, D353, E353, F353, G353, A353, B353, C354, D354, E354, F354, G354, A354, B354, C355, D355, E355, F355, G355, A355, B355, C356, D356, E356, F356, G356, A356, B356, C357, D357, E357, F357, G357, A357, B357, C358, D358, E358, F358, G358, A358, B358, C359, D359, E359, F359, G359, A359, B359, C360, D360, E360, F360, G360, A360, B360, C361, D361, E361, F361, G361, A361, B361, C362, D362, E362, F362, G362, A362, B362, C363, D363, E363, F363, G363, A363, B363, C364, D364, E364, F364, G364, A364, B364, C365, D365, E365, F365, G365, A365, B365, C366, D366, E366, F366, G366, A366, B366, C367, D367, E367, F367, G367, A367, B367, C368, D368, E368, F368, G368, A368, B368, C369, D369, E369, F369, G369, A369, B369, C370, D370, E370, F370, G370, A370, B370, C371, D371, E371, F371, G371, A371, B371, C372

# Do re mi uit The Sound of Music (Rodgers & Hammerstein)

*Moeilijke versie*

Measures 8-8. Treble clef, 4/4 time signature. The melody consists of eighth notes: C4, D4, E4, F4, G4, A4, B4, C5, B4, A4, G4, F4, E4, D4, C4. The bass line consists of triplets: 3 3 3 3, 3 3 3 3, 0 3 0 3, 0 3 0 2, 3 3 3 3, 3 3 3 3, 0 3 0 3, 0 3 0 2.

Measures 9-9. Treble clef, 4/4 time signature. The melody consists of eighth notes: C4, D4, E4, F4, G4, A4, B4, C5, B4, A4, G4, F4, E4, D4, C4. The bass line consists of triplets: 3 3 3 3, 3 3 3 2, 0 0 0 0, 3 0 0 3, 2 2 2 2, 0 2 2 2, 3 2 0 0, 3 3 3 3. The piece ends with a double bar line and repeat dots. *Fine*

Measures 17-17. Treble clef, 4/4 time signature. The melody consists of eighth notes: C4, D4, E4, F4, G4, A4, B4, C5, B4, A4, G4, F4, E4, D4, C4. The bass line consists of triplets: 3 3 3 3, 3 3 3 3, 3 3 0 0, 3 3 0 2, 3 3 3 3, 3 3 0 0, 3 3 3 3, 3 3 3 3.

Measures 25-25. Treble clef, 4/4 time signature. The melody consists of eighth notes: C4, D4, E4, F4, G4, A4, B4, C5, B4, A4, G4, F4, E4, D4, C4. The bass line consists of triplets: 3 3 3 3, 3 3 3 3, 3 3 3 3, 3 3 3 3, 3 3 3 3, 3 3 3 3, 3 3 3 3, 0 3 0 2. The piece ends with a double bar line and repeat dots. *D.C.*

30

**Edelweiss** uit The Sound of Music (Rodgers & Hammerstein) - 4 maten intro

Measures 1-8 of Edelweiss. Treble clef, 3/4 time signature. Bass line: 3 3 3 | 3 3 3 | 3 3 0 | 0 0 0 | 3 0 2

9

Measures 9-16 of Edelweiss. Treble clef, 3/4 time signature. Bass line: 3 3 3 | 3 3 3 | 3 3 3 | 3 3 3 | 3 3 3 | 3 2 0

17

Measures 17-24 of Edelweiss. Treble clef, 3/4 time signature. Bass line: 3 3 3 | 0 2 3 | 3 3 3 | 3 3 0 | 0 0 0 | 3 0 2

25

II

Measures 25-32 of Edelweiss. Treble clef, 3/4 time signature. Bass line: 3 3 1 | 1 0 0 | 4 4 3 | 0 3 2 | 0 3 3 | 3 3 3

lr lm lm

31

**Eurovisie Tune** Prélude uit het Te Deum van Marc-Antoine Charpentier - 4 maten intro

Measures 1-8 of Eurovisie Tune. Treble clef, 4/4 time signature. Bass line: 0 0 0 | 0 0 0 | 3 3 3 | 3 0 0 0 | 0 0 0 | 0 0 0 | 3 0 0 | 0



# 32

## Oefening 6 + 7 - 4 maten intro

# 33

## Grote klokken / Gsm-men

Nieuwe tekst: Rika Joris - 4 maten intro

## Kili watch Gust Derese (The Cousins)

Om de linkerhand niet te erg te moeten strekken mag je 4 vingers gebruiken over 3 vakjes.

## eenvoudige baspartij

34

**Cancan** Uit Hoffmans vertellingen van Jacques Offenbach - 4 maten into

Na het voorspel langzaam tellen: 1 en 2 en ... Luister naar de oefen-cd: je speelt hetzelfde als de pauken.

Musical notation for 'Cancan' in 2/4 time. The top staff is a treble clef with a 2/4 time signature and a '8' below it. The bottom staff is a bass clef with 'T' and 'B' below it. The melody consists of eighth notes and quarter notes. The bass line consists of numbers 5, 0, 5, 5, 0, 0, 5, 0, 0, 5, 0, 5, 5, 0, 0, 5, 0, 5.

35

**Yellow Submarine** John Lennon & Paul McCartney / Ned. tekst: Rika Joris - refrein

Musical notation for 'Yellow Submarine' in 4/4 time. The top staff is a treble clef with a 4/4 time signature and a '8' below it. The bottom staff is a bass clef with 'T' and 'B' below it. The melody consists of quarter notes. The bass line consists of numbers 5, 5, 5, 5, 0, 0, 0, 0, 0, 0, 5, 5, 5, 0, 5, 5, 5, 5, 0, 0, 0, 0, 0, 0, 0, 0, 5, 5, 5.

Je kan strofe en refrein meespelen met een langere soundmixbegeleiding: zie volgende pagina.

36

**Brand in Mokum**

altijd herhalen

Musical notation for 'Brand in Mokum' in 3/4 time. The top staff is a treble clef with a 3/4 time signature and a '8' below it. The bottom staff is a bass clef with 'T' and 'B' below it. The melody consists of quarter notes. The bass line consists of numbers 0, 0, 0, 0, 0, 0. The notation includes repeat signs.

37

**We shall overcome** Gospelsong - 3 maten intro

Musical notation for 'We shall overcome' in 4/4 time. The top staff is a treble clef with a 4/4 time signature and a '8' below it. The bottom staff is a bass clef with 'T' and 'B' below it. The melody consists of quarter notes. The bass line consists of numbers 3, 3, 3, 3, 3, 3, 3, 3, 2, 0, 0, 0, 0, 0, 3, 0, 2, 3, 3, 3, 3, 3, 3, 3. There are also letters 'i' and 'rw' above the staff.

# Yellow Submarine

Lennon & McCartney / Ned. tekst: R. Joris - 4 maten intro - soundmix op de site in les 17

strofe

3x

3x

9 refrein

3 3 3 3

17 strofe

0 0 0 3

25 refrein

3 3 3 3

33 strofe

0 0 0 3

41 refrein

repeat and fade

repeat and fade

38

**This little light of mine** gospelsong - 8 maten intro

m

rm

9

39

**Dry bones** negrospiritual - 4 maten intro

m

rm

*De laatste notenbalk is wat moeilijker; je mag ook gewoon de vorige herhalen.*

rm

40

**Kumbayah** negrospiritual - 4 maten intro

Musical notation for 'Kumbayah' featuring a treble clef with a key signature of one flat and a 3/4 time signature. The melody consists of eighth and quarter notes. The bass line is in standard tuning (E, A, D, G, B, E) and uses a 'rw' (right wrist) technique with triplets of eighth notes and some rests.

41

**Oh, when the Saints** negrospiritual - 8 maten intro

Musical notation for 'Oh, when the Saints' featuring a treble clef with a key signature of one flat and a 4/4 time signature. The melody is simple, with lyrics 'Oh, when the ...'. The bass line uses a 'rm' (right middle) technique with a sequence of chords: 0 0, 0 0, 0 0, 0 0, 0 0, 0 0, 2 0, 2 0.

Continuation of the musical notation for 'Oh, when the Saints' from measure 9. The melody continues with a descending line. The bass line uses a sequence of chords: 0 0, 3 3, 2 2, 1 1, 0 0, 0 0, 0 0, 0.

42

**The Symphonic Experience - Straal met de kopers** T/M: Bert Appermont - 4 maten intro

Musical notation for 'The Symphonic Experience - Straal met de kopers' featuring a treble clef with a key signature of one flat and a 4/4 time signature. The melody is marked with a 'III m' dynamic. The bass line uses a 'rm' technique with chords: 5 3, 5 3, 5 3, 3 1, 0 0. There are also 'lp' and 'lw' (left wrist) markings below the bass line.

Continuation of the musical notation for 'The Symphonic Experience - Straal met de kopers' from measure II. The melody continues with a descending line. The bass line uses a sequence of chords: 2 2, 0 2 3 0, 2 4, 2 0 3 2, 2 0, 3 3 3. There are also 'lm' and 'lw' markings below the bass line.

43

Lentethema

uit De vier jaargetijden van Antonio Vivaldi - 7 maten intro

L'inverno è passato - De winter is verdwenen

Zwitsers volksliedje - Ned. tekst: Rika Joris - 4 maten intro

Eenvoudige versie ...

... of moeilijker:

44

De koekoek

uit Dierencarnaval van Camille Saint-Saëns

45

Speelgoedsymfonie

Leopold Mozart

**A**

**B**

46

Thema van de leeuw

Camille Saint-Saëns / Rika Joris - 4 maten intro

47

Old MacDonald had a farm

traditional - 4 maten intro

The first system of music for 'Old MacDonald had a farm' consists of two staves. The top staff is in treble clef with a key signature of one flat (Bb) and a 4/4 time signature. It contains a melody of quarter and eighth notes. The bottom staff is in bass clef and contains a bass line with triplets of eighth notes and single notes, indicated by fret numbers 3 and 0.

The second system of music continues the melody and bass line from the first system. It follows the same notation style with a treble clef staff for the melody and a bass clef staff for the bass line.

48

Mike the Rapper

T/M: Rika Joris

strofe

The first 'strofe' (verse) of 'Mike the Rapper' is shown in two staves. The top staff is in treble clef with a key signature of one flat (Bb) and a 4/4 time signature. The bottom staff is in bass clef. The notation includes a melody and a bass line with triplets and single notes, marked with '3x' at the end of the system.

refrein

The first 'refrein' (chorus) of 'Mike the Rapper' is shown in two staves. The top staff is in treble clef with a key signature of one flat (Bb) and a 4/4 time signature. The bottom staff is in bass clef. The notation includes a melody and a bass line with triplets and single notes.

strofe

The second 'strofe' (verse) of 'Mike the Rapper' is shown in two staves. The top staff is in treble clef with a key signature of one flat (Bb) and a 4/4 time signature. The bottom staff is in bass clef. The notation includes a melody and a bass line with triplets and single notes, marked with '3x' at the end of the system.

refrein

The second 'refrein' (chorus) of 'Mike the Rapper' is shown in two staves. The top staff is in treble clef with a key signature of one flat (Bb) and a 4/4 time signature. The bottom staff is in bass clef. The notation includes a melody and a bass line with triplets and single notes.



49

U can't touch this MC Hammer

Musical notation for the first system of 'U can't touch this'. It consists of a treble clef staff with a 4/4 time signature and a bass clef staff. The treble staff contains a melodic line with a repeat sign at the beginning and end. The bass staff contains a bass line with a repeat sign and fret numbers: 0 0 | 3 3 0.

50

Bye bye school! / Bye bye love Felice & Boudleaux Bryant / Bew. Rika Joris - 5 maten intro

In SOL groot: voor het samenspel. Zo staat het ook op de oefen-cd.

refrein

Musical notation for the chorus of 'Bye bye school! / Bye bye love'. It consists of two systems of a treble clef staff with a 4/4 time signature and a bass clef staff. The first system starts at measure 1 and ends at measure 8. The second system starts at measure 9 and ends at measure 16. The bass staff contains a bass line with a repeat sign and fret numbers: 3 3 | 3 | 3 3 | 3 | 3 3 | 3 3 | 3 3 | 0 0 | 0. The word 'Fine' is written at the end of the second system.

strofe

Musical notation for the verse of 'Bye bye school! / Bye bye love'. It consists of two systems of a treble clef staff with a 4/4 time signature and a bass clef staff. The first system starts at measure 19 and ends at measure 26. The second system starts at measure 27 and ends at measure 34. The bass staff contains a bass line with a repeat sign and fret numbers: 0 0 | 0 0 | 0 0 | 0 0 | 0 0 | 0 0 | 0 0 | 0 0 | 0. The word 'D.C.' is written at the end of the second system.

# Bye bye school! / Bye bye love

Felice & Boudleaux Bryant / Bew. Rika Joris - 5 maten intro

In DO groot: baspartij bij het zingen.

## refrein

8

8

3 3 3 3 3 3 3 3

9

8

*Fine*

3 3 3 3 3 3 3 3 3 3 3 3

## strofe

19

8

3 3 3 3 3 3 3 3 3 3 3 3

27

8

*D.C.*

3 3 3 3 0 0 0 0 3 3 3 3 3 3

# La mar estaba serena

Spaans volksliedje - 8 maten intro

## Eenvoudige versie

**A**

Measures 1-8 of the easy version. The first system consists of two staves: a treble clef staff with a key signature of two flats and a 3/4 time signature, and a guitar staff with fret numbers (0, 3, 3, 3, 3, 3, 1, 1, 3, 1, 1, 3, 0, 0, 3, 0, 0). Measure numbers 8 and 9 are indicated at the start of the system.

**B**

Measures 9-16 of the easy version. The second system consists of two staves: a treble clef staff and a guitar staff with fret numbers (0, 0, 3, 0, 0, 3, 0, 0, 3, 0, 0, 3, 0, 0, 3, 0, 0). Measure numbers 17 and 25 are indicated at the start of the system.

## Moelijke versie

**A**

Measures 1-8 of the difficult version. The first system consists of two staves: a treble clef staff with a key signature of two flats and a 3/4 time signature, and a guitar staff with fret numbers (0, 0, 3, 0, 0, 3, 0, 0, 3, 0, 0, 3, 1, 1, 3, 1, 1, 3, 0, 0, 3, 0, 0). Measure numbers 8 and 9 are indicated at the start of the system.

**B**

Measures 9-16 of the difficult version. The second system consists of two staves: a treble clef staff and a guitar staff with fret numbers (0, 0, 3, 0, 0, 3, 0, 0, 3, 0, 0, 3, 0, 0, 3, 0, 0, 3, 0, 0, 3, 0, 0). Measure numbers 17 and 25 are indicated at the start of the system.

52

**Ma come bali bella bimba**

Italiaans volksliedje - 8 maten intro

First system of musical notation for 'Ma come bali bella bimba'. The top staff is in treble clef with a key signature of one sharp (F#) and a 3/4 time signature. The bottom staff is a guitar tablature with strings labeled T (top) and B (bottom). The tablature consists of eight measures, each containing three zeros (0 0 0).

Second system of musical notation for 'Ma come bali bella bimba'. The top staff continues the melody. The bottom staff is a guitar tablature with strings labeled T and B. The tablature consists of eight measures with the following fret numbers: 2 2 2, 2 2 2, 2 0 3, 2 2 2, 2 2 2, 2 2 2, 2 0 3, 2 2 2.

Third system of musical notation for 'Ma come bali bella bimba'. The top staff continues the melody and ends with a double bar line and repeat sign. The bottom staff is a guitar tablature with strings labeled T and B. The tablature consists of eight measures with the following fret numbers: 0 0 0, 0 0 0, 0 0 0, 0 0 0, 0 0 0, 0 0 0, 0 0 0, 0 0 0. The final measure has a repeat sign and a first ending bracket labeled '1.' and a second ending bracket labeled '2.'.

53

**Sur le pont d'Avignon**

Frans volksliedje - 8 maten intro

First system of musical notation for 'Sur le pont d'Avignon'. The top staff is in treble clef with a key signature of one sharp (F#) and a 2/4 time signature. The bottom staff is a guitar tablature with strings labeled T and B. The tablature consists of eight measures with the following fret numbers: 3 3, 3 3 3 3, 3 3, 3 3, 3 3, 3 3 3 3, 3 3, 3 3 3.

Second system of musical notation for 'Sur le pont d'Avignon'. The top staff continues the melody. The bottom staff is a guitar tablature with strings labeled T and B. The tablature consists of eight measures with the following fret numbers: 3 3, 3 3 3, 3 3, 3 3 3 3, 3 3, 3, 3 3, 3 3 3 3, 3 3, 3 3 3.

54

Es führt über den Main

Duits volksliedje - 10 maten intro

Musical notation for the first system of 'Es führt über den Main'. The treble clef is in 3/4 time with a key signature of two flats. The bass clef shows a sequence of fret numbers: 3 3, 3 3, 3 3, 0 0, 3 3, 3 3, 1 1, 1 0, 3 0, 3.

55

Cockles and Mussels

Iers volksliedje - 8 maten intro

Musical notation for the first system of 'Cockles and Mussels'. The treble clef is in 3/4 time with a key signature of three sharps. The bass clef shows fret numbers: 2, 2, 2, 2, 2, 0, 2, 2.

Musical notation for the second system of 'Cockles and Mussels'. The treble clef is in 3/4 time with a key signature of three sharps. The bass clef shows fret numbers: 2, 2, 2, 2, 2, 2, 2, 2.

Musical notation for the third system of 'Cockles and Mussels'. The treble clef is in 3/4 time with a key signature of three sharps. The bass clef shows fret numbers: 2, 2, 2, 2, 2, 2, 2, 2. The system ends with a double bar line and repeat dots, with '3x' written above and below.

56

Njekati

Russisch volksliedje - 4 maten intro

Musical notation for the first system of 'Njekati'. The top staff is in treble clef, 2/4 time, with a key signature of one flat (Bb). The bottom staff shows guitar fretting with open strings (0) for all frets.

Musical notation for the second system of 'Njekati'. The top staff continues the melody. The bottom staff shows fretting with triplets (3) and open strings (0).

Musical notation for the third system of 'Njekati'. The top staff changes key signature to two sharps (F# and C#). The bottom staff shows fretting with open strings (0) and fret 2 (2).

Musical notation for the fourth system of 'Njekati'. The top staff continues the melody in the new key signature. The bottom staff shows fretting with open strings (0) and fret 2 (2).

57

I like the flowers

Amerikaans volksliedje - 4 maten intro

Musical notation for the first system of 'I like the flowers'. The top staff is in treble clef, 2/4 time, with a key signature of two sharps (F# and C#). The bottom staff shows guitar fretting with open strings (0) and fret 2 (2). The system ends with a double bar line and repeat dots, with '12x' written above and below.

# Inhoud

<b>pagina</b>	<b>nummer</b>	<b>titel</b>
5	6	Achy Breaky Heart
17	26	Bananas!
6	9	Barcarolle
18	27	Big World
19	27	Big World (in do groot om met het origineel mee te spelen)
2-3	--	Blankenberge
26	36	Brand in Mokum
34	--	Bye bye school! / Bye bye love (in do groot)
33	50	Bye bye school! / Bye bye love (in sol groot)
26	34	Cancan
37	55	Cockles and Mussels
30	44	De koekoek
22	--	Do re mi (eenvoudig)
23	--	Do re mi (moeilijk)
28	39	Dry bones
24	30	Edelweiss
37	54	Es führt über den Main
24	31	Eurovisie Tune
10	15	Força
9	14	Gangsta's Paradise
17	24	Get up and Boogie
25	33	Grote klokken / Gsm-men
3	3	Hé, doe je mee?
6	11	Here's to you
38	57	I like the flowers
10-11	16	I'd like to teach the world to sing
10-11	16	Ik droomde van een heel groot huis
12	19	Jezus, diepe vreugd des harten
12-13	20	Jezus, diepe vreugd des harten (lange versie)
12	18	Jingle Bells
13	21	Jingle Bells (lange versie)
14	--	Jingle Bells (om te zingen: in mi groot)

25	--	Kili watch
15	23	Koraal
16	23	Koraal (eenvoudig)
29	40	Kumbayah
35	51	La mar estaba serena
30	43	Lentethema
8	12	Let it be
30	--	L'inverno è passato
36	52	Ma come bella bimba
32	48	Mike the Rapper
1	1	Music 4 you!
7	--	Musiceren in 2/4-maat
9	13	My heart will go on
38	56	Njekati
21	29	O Fortuna
20	--	Obladi oblada
5	7	Oefening 1
5	8	Oefening 2
14	22	Oefening 3
17	25	Oefening 4
21	28	Oefening 5
25	32	Oefening 6 + 7
29	41	Oh, when the Saints
32	47	Old MacDonald had a farm
4	5	Rock around the clock
31	45	Speelgoedsymfonie
29	42	Straal met de kopers
36	53	Sur le pont d'Avignon
29	42	The Symphonic Experience
31	46	Thema van de leeuw
28	38	This little light of mine
4	4	Turn off the light
33	49	U can't touch this
11	--	Vredescanon
11	17	Vredeslied
26	37	We shall overcome
6	10	We will rock you
26	35	Yellow Submarine (refrein)
27	--	Yellow Submarine (volledig)