

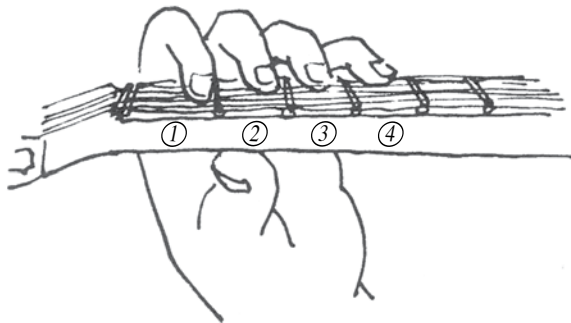
# Baspartijen voor gitaar (notenschrift en tabulatuur)

## *Wat is tabulatuur?*

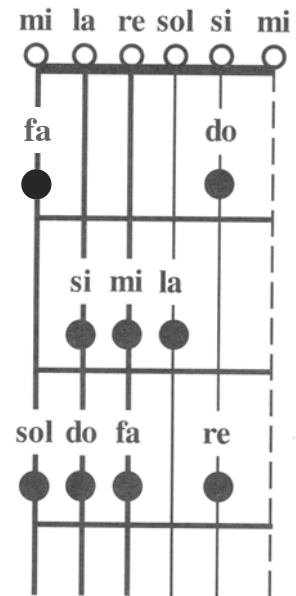
Tabulatuur is een vorm van muzieknotatie waarbij de noten niet op een notenbalk worden voorgesteld, maar op de snaren van b.v. een gitaar.

## *Hoe werkt het? Hoe lees je die notatie?*

Je ziet 6 lijnen: dat zijn de 6 gitaarsnaren. De dikste snaar staat onderaan getekend. Zo kijk je op de snaren als je de gitaar zelf bespeelt. De cijfertjes duiden aan in welk vak je een vinger van de linkerhand moet zetten. Je kan de eerste 4 cijfers kleven op de hals van het instrument. De wijsvinger zet je in het eerste vak, dicht tegen het eerste fretje aan. Een fret is een dwarsstaafje dat op de hals bevestigd is: zie tekening. Merk op dat de linkerduim niet gebruikt wordt! Daarom wordt de wijsvinger de eerste vinger genoemd, enz.



de linkerhand



*Als je toch het notenbeeld wil gebruiken: zo vind je de noten terug op de gitaar.*

## *Wat is het voordeel van het tabulatuurschrift?*

Je moet niet (goed) noten kunnen lezen: die bekijk je alleen nog maar voor het ritme waar nodig.

## *Dan kan iedereen gitaar leren spelen?*

Inderdaad, ook als je geen noten kan lezen. MAAR er komt natuurlijk wel meer bij kijken! Gitaar is geen eenvoudig instrument. Maar de partijen die je in deze bundel vindt, zijn feitelijk eenvoudige baspartijen. En een basgitarist gebruikt een andere techniek met de rechterhand: deze techniek gaan we toepassen op de gitaar.

## *Wat doe ik met de rechterhand?*

Een basgitarist wisselt altijd de wijsvinger en de middelvinger van de rechterhand af. Kijk maar eens goed naar een videoclip: hij gebruikt zijn andere vingers niet. Hij houdt de hand een beetje schuin, zodat de pink eigenlijk niet bij de snaren kan. Als de wijs- of de middelvinger een snaar betokkeld heeft, komt hij automatisch terecht op de volgende snaar: daar blijft de vinger rusten totdat hij de volgende noot moet spelen. Zo wisselen de beide vingers elkaar steeds af. De rechterduim zorgt voor steun: hij mag rusten op de onderste snaar. Hij komt enkel los wanneer de onderste snaar bespeeld wordt.



### Music

T/M: Mirwais Ahmadzai / Madonna Ciccone - ritmische baspartij



### Music

T/M: Mirwais Ahmadzai / Madonna Ciccone - eenvoudige baspartij

alles behalve het refrein

refrein



### Music

T/M: John Miles (1976) - eenvoudige baspartij



### Music

T/M: John Miles (1976) - ritmische variant



# Conquest of Paradise

T: Guy Protheroe / M: Vangelis - verkorte vorm: ABABA+coda

Dit is de verkorte vorm om in de klas te musiceren (met Orff- en andere instrumenten).

Je kan ook de volledige melodie met het originele nummer meespelen: zie volgende pagina.

**A**

**B**

**A**

25

**B**

33

**A**

41

**A**

# Conquest of Paradise Protheroe / Vangelis - volledige vorm

Hier staat de volledige baspartij, die je kan meespelen met het originele nummer.

**A**

10

18

27

36-44

**B**

52

A

T  
A  
B 0 0 0 0 0 0 0 3 3 3 3 3 3 3 1 1 1 0 0 0

60

T  
A  
B 0 0 0 0 0 0 0 3 3 3 3 3 3 3 1 1 1 0 0 0 0 0 0

69-77

B

T  
A  
B 0 0 0 0 0 0 0 0 0 0 0 0 0 0 0 0 0 0

85

A

T  
A  
B 0 0 0 0 0 0 0 3 3 3 3 3 3 3 1 1 1 0 0 0

93

T  
A  
B 0 0 0 0 0 0 0 3 3 3 3 3 3 3 1 1 1 0 0 0

101

T  
A  
B 1 1 1 0 0 0 1 1 1 0 0 0 0



# Wind of change

T/M: Klaus Meine (Scorpions) - lange versie

Voor de korte versie speel je enkel de eerste 5 notenbalken.

## voorspel

Musical notation for the introduction (voorspel) of 'Wind of Change'. It consists of a melody line in treble clef and a guitar accompaniment line. The melody starts in 4/4 time, moves to 2/4, and returns to 4/4. The guitar accompaniment uses a 3-3-0-0-3-3-0-0-0-0-0-0-0-0-3 pattern.

## strofe 1

Musical notation for the first verse (strofe 1) of 'Wind of Change'. It consists of a melody line in treble clef and a guitar accompaniment line. The melody starts in 4/4 time, moves to 2/4, then 4/4, then 2/4, and finally 4/4. The guitar accompaniment uses a 3-3-0-0-3-3-0-0-3-3-0-0-3-3-0-0-3 pattern.

## tussenspel

Musical notation for the interlude (tussenspel) of 'Wind of Change'. It consists of a melody line in treble clef and a guitar accompaniment line. The melody starts in 4/4 time, moves to 2/4, and returns to 4/4. The guitar accompaniment uses a 3-3-0-0-3-3-0-0-0-0-0-0-0-0-3 pattern.

## strofe 2

Musical notation for the second verse (strofe 2) of 'Wind of Change'. It consists of a melody line in treble clef and a guitar accompaniment line. The melody starts in 4/4 time, moves to 2/4, then 4/4, and finally 4/4. The guitar accompaniment uses a 3-3-0-0-3-3-0-0-3-3-0-0-3-3-0-0-3 pattern.

## refrein

Musical notation for the chorus (refrein) of 'Wind of Change'. It consists of a melody line in treble clef and a guitar accompaniment line. The melody is in 4/4 time. The guitar accompaniment uses a 3-3-3-3-0-0-0-0-3-3-3-3-0-0-0-0-2-2-3-3-0-0-0-0-3-3-3 pattern.

## strofe 3

Musical notation for the third verse (strofe 3) of 'Wind of Change'. It consists of a melody line in treble clef and a guitar accompaniment line. The melody starts in 4/4 time, moves to 2/4, then 4/4, and finally 4/4. The guitar accompaniment uses a 3-3-0-0-3-3-0-0-3-3-0-0-3-3-0-0-3 pattern.

refrein

14

T  
A  
B

bridge

20

T  
A  
B

gitaarsolo

28

T  
A  
B

refrein

36

T  
A  
B

36

T  
A  
B

naspel

43

T  
A  
B



Symfonie nr. 94

Joaph Haydn

Zie p. 12.



05

# Time is running out

T/M: Muse

- eenvoudige baspartij

**A**  
5-9  
*mf*

T  
A  
B

**B**  
13-17

T  
A  
B

**C**  
21

T  
A  
B

**f**  
29

T  
A  
B

**tussenspel**  
37  
*mf*

T  
A  
B

**A**  
41-45

T  
A  
B

**B**  
49

T  
A  
B

**C**  
53

T  
A  
B

**f**  
61

T  
A  
B

**D**  
69

T  
A  
B



tussenspel + B

77 *mf* 81-85

T 4 | | | |

A 4 | | | |

B 0 2 0 0 1 3

C

89

T | | | | | | | |

A | | | | | | | |

B 1-1-1-1 3-3-3-3 1-1-1-1 3-3-3-3 0-0-0-0 3-3-3-3

97

*f*

T | | | | | | | |

A | | | | | | | |

B 1-1-1-1 3-3-3-3 1-1-1-1 3-3-3-3 0-0-0-0 3-3-3-3

D

105

T | | | | | | | |

A | | | | | | | |

B 0-2-3-0 2-2-2-2 0-2-3-0 2-2-2-2 2-2-2-2

113

Coda

T | | | |

A | | | |

B 0-3-0 0-3-0 0-3-0 0-3-0

Time is running out

T/W: Muse

- moeilijkere versie

4x

5-9-13-17 A + B

*mf*

21 C

25

29

*f*

33

37-41-45-49 tussenspel + A + B

4x

*mf*

C

53

57

61

*f*

65

D

69

77

*mf*

81-85 tussenspel + B

of eenvoudige ritme zoals bovenaan

4

*mf*

77

**C**

89

T  
A  
B

1-1-1-1-1-1-1-1-3-3-3-3-3-3  
1-1-1-1-1-1-1-1-3-3-3-3-3-3  
1-1-1-1-1-1-1-1-3-3-3-3-3-3  
1-1-1-1-1-1-1-1-3-3-3-3-3-3

93

T  
A  
B

1-1-1-1-1-1-1-1-3-3-3-3-3-3  
1-1-1-1-1-1-1-1-3-3-3-3-3-3  
1-1-1-1-1-1-1-1-3-3-3-3-3-3  
1-1-1-1-1-1-1-1-3-3-3-3-3-3

97

*f*

T  
A  
B

1-1-1-1-1-1-1-1-3-3-3-3-3-3  
1-1-1-1-1-1-1-1-3-3-3-3-3-3  
1-1-1-1-1-1-1-1-3-3-3-3-3-3  
1-1-1-1-1-1-1-1-3-3-3-3-3-3

101

T  
A  
B

1-1-1-1-1-1-1-1-3-3-3-3-3-3  
1-1-1-1-1-1-1-1-3-3-3-3-3-3  
1-1-1-1-1-1-1-1-3-3-3-3-3-3  
1-1-1-1-1-1-1-1-3-3-3-3-3-3

**D**

105

T  
A  
B

1-1-1-1-1-1-1-1-3-3-3-3-3-3  
1-1-1-1-1-1-1-1-3-3-3-3-3-3  
1-1-1-1-1-1-1-1-3-3-3-3-3-3  
1-1-1-1-1-1-1-1-3-3-3-3-3-3

**Coda**

113

T  
A  
B

1-1-1-1-1-1-1-1-3-3-3-3-3-3  
1-1-1-1-1-1-1-1-3-3-3-3-3-3  
1-1-1-1-1-1-1-1-3-3-3-3-3-3  
1-1-1-1-1-1-1-1-3-3-3-3-3-3



# Symfonie nr. 94

Joaseph Haydn

Musical notation for the first system of 'Symfonie nr. 94'. It consists of a treble clef staff with a 2/4 time signature and a guitar tablature staff below it. The tablature shows a sequence of notes: 3, 3, 3, 0, 3, 3, 0, 0, 3.

Musical notation for the second system of 'Symfonie nr. 94'. It consists of a treble clef staff and a guitar tablature staff. The tablature shows: 0-0-0-0, 0-0-0, 0-0-0-0, 0-0-0-0, 3-3, 3-3, 3-0, 3-3-3.



# Heaven is a wonderful place

Traditional / Wolfgang Koperski / Rika Joris

4x

Musical notation for the first system of 'Heaven is a wonderful place'. It features a treble clef staff with a key signature of two sharps (F# and C#) and a 4/4 time signature. The guitar tablature below shows: 0 0, 0 0, 0 0, 2 0, 0 3, 2 1, 0 0, 0 (0 2 4).

Musical notation for the second system of 'Heaven is a wonderful place'. It features a treble clef staff with a key signature of two sharps and a 4/4 time signature. The guitar tablature below shows: 0 3, 2 1, 0 0, 0 0 0.



# Laudate omnes gentes

J. Berthier / 3-stemmige bewerking: Rika Joris

Musical notation for the first system of 'Laudate omnes gentes'. It features a treble clef staff with a 3/4 time signature and a guitar tablature staff below it. The tablature shows: 3 3, 3 0, 0 3, 3 3, 3 3, 3 0, 1 3, 3.

voorspel

9 strofe

17 refrein

25

31 1. tussenspel



# Nothing else matters

Metallica: James Hetfield / Lars Ulrich - eenvoudige partij

1

21 22

2

26 38

3

48 56

4

66 74

5

84 92

6

100 108

7

115 123

131 139

8

*f*

TAB: 3 0 0 3 0 0 2 2 0 2

146

9

*mf*

TAB: 0 0 3 0 0 0 3 0 0 2 3 0 0 2 2 0 2

162 170

10

TAB: 2 0 2 0 3 0 2 0 3 0 0 2 0 2 2 0 2

180 188

11

*f*

TAB: 2 0 2 0 3 0 2 0 3 0 0 2 0 2

196 212

12

4x

TAB: 3 0 0 3 0 0 2 2 0 2

219 227 233

13

TAB: 2 0 2 0 3 0 2 0 3 0 0 2 0 2 2 0 2

241 249

14

*p*

TAB: 2 0 2 0 3 0 2 0 3 0 0 2 0 2 2 0 2

# Nothing else matters

Metallica: James Hetfield / Lars Ulrich - clipversie Apocalyptica

①

12

22

②

36

③

54

⑤



70

⑫

4x

4x

T  
A  
B

81

⑬

T  
A  
B

103

⑭

T  
A  
B

121

⑮

T  
A  
B

# Fields of Gold Sting / Eva Cassidy - **la groot**

Deze partij kan volledig meegespeeld worden met het nummer van Eva Cassidy. Bij de verkorte vorm (die overeenkomt met de pianobegeleiding) vallen "instr." en "B" weg.

**A1**  
**A2**  
**A3**

**B**

**instr.**

**B**

**T**

**A4**  
**A1**

**N**

*rall.*

# Fields of Gold Sting / Eva Cassidy - do groot

Deze verkorte vorm komt overeen met de pianobegeleiding in do groot.

A1  
A2  
A3

3x

TAB: 2 2 0 | 3 3 2 | 3 0 | 0 | 2 2 0 | 3 3 2 | 0 0 | 3

B

25 29

TAB: 3 3 | 0 | 3 3 | 0 2 0 | 3 0 | 2 2 | 3 0 | 3

T

35

TAB: 2 2 0 | 3 3 3 | 3 3 | 3

A4  
A1

39-47

TAB: 2 2 0 | 3 3 2 | 3 0 | 0 | 2 2 0 | 3 3 2 | 0 0 | 3

N

55 59

TAB: 3 0 | 2 2 | 3 0 | 3 | 2 2 0 | 3 3 3 | 3 3 | 3

Kies een persoon voor elke formule. Neem ook de kleur over in elk kadertje. Drie personen krijgen hetzelfde basmotief. De andere partijen zorgen voor het verschil.

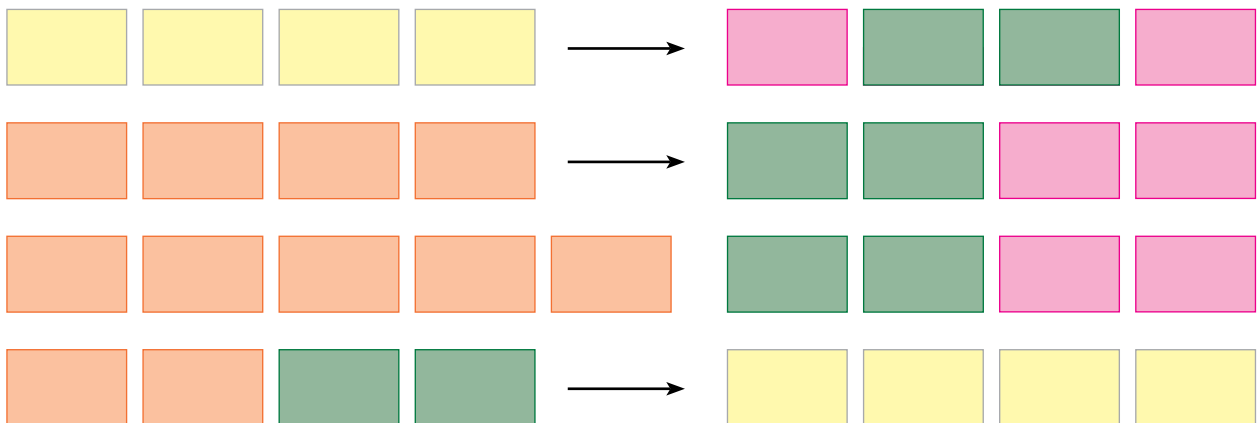
.....

.....

.....

.....

## Volledige vorm van het gedicht:





# Danse macabre

Camille Saint-Saëns - bew. Rika Joris

De rode noten zijn niet voor de baspartij: zij geven aan waar je moet beginnen te spelen.

viool

Musical notation for measures 1-9. The top staff is a treble clef with a 3/4 time signature. The bottom staff is a guitar TAB with 3/4 time signature. Red notes in the treble staff indicate starting points. The TAB shows rests for the first seven measures, followed by fret numbers 0, 0, 2, 2 in the eighth and ninth measures.

A

Musical notation for measures 10-17. The top staff is a treble clef. The bottom staff is a guitar TAB. Red notes in the treble staff indicate starting points. The TAB shows fret numbers 0, 0, 0, 3, 3, 3, 3, 0 for measures 10 through 17.

B

Musical notation for measures 18-25. The top staff is a treble clef. The bottom staff is a guitar TAB. Red notes in the treble staff indicate starting points. The TAB shows fret numbers 0, 0, 0, 0, 0, 2, 2, 0 for measures 18 through 25.

A'

Musical notation for measures 26-33. The top staff is a treble clef. The bottom staff is a guitar TAB. Red notes in the treble staff indicate starting points. The TAB shows fret numbers 0, 0, 0, 0, 0, 2, 2, 2, 0 for measures 26 through 33.

A'

Musical notation for measures 34-41. The top staff is a treble clef. The bottom staff is a guitar TAB. Red notes in the treble staff indicate starting points. The TAB shows fret numbers 0, 0, 0, 3, 3, 3, 3, 0 for measures 34 through 41.

viool

Musical notation for measures 42-49. The top staff is a treble clef. The bottom staff is a guitar TAB. Red notes in the treble staff indicate starting points. The TAB shows fret numbers 0, 0, 0, 3, 3, 3, 3, 0 for measures 42 through 49.

Musical notation for measures 50-57. The top staff is a treble clef. The bottom staff is a guitar TAB. Red notes in the treble staff indicate starting points. The TAB shows rests for the first two measures, followed by fret numbers 0, 0 in the third and fourth measures.

# Te tarakihi (De cicade)

Maori song (Nieuw-Zeeland)

1

2

3

4

5

6

7

## Nari Narin

T/M: Hisham Abbas - uitgevoerd door Hisham Abbas (Egypte) en Bombay Jayashri (India)

Speel elke "Habibi Dah" mee. Volg de tekst in je leerwerkboek of op de videoclip.

Musical notation for 'Nari Narin' in G major, 2/4 time. The melody is: G4 (quarter), A4 (quarter), B4 (quarter), A4-G4 (beamed eighth notes), F#4 (quarter), E4 (quarter), D4 (half). The lyrics are: Ha - bi - bi Dah. The guitar tablature below shows: 0 2 2 | 0.



## It's a man's, man's, man's world

T: Betty Newsome / M: James Brown

Er zijn drie mogelijke baspartijen van eenvoudig tot moeilijker.

Eenvoudige baspartij

Musical notation for the simple bass line of 'It's a man's, man's, man's world' in 12/8 time. The melody is: G4 (quarter), A4 (quarter), B4 (quarter), A4-G4 (beamed eighth notes), F#4 (quarter), E4 (quarter), D4 (half). The guitar tablature below shows: 0 0 | 0 0 | 3 3 | 0 0 | 0 0 | 0 0.

Musical notation for the 4x repeat of the simple bass line. It includes a repeat sign and a 'D.S.' marking at the end.

laatste maat herhalen en faden

Ritmische variant van de baspartij

Musical notation for the rhythmic variant bass line of 'It's a man's, man's, man's world' in 12/8 time. The melody is: G4 (quarter), A4 (quarter), B4 (quarter), A4-G4 (beamed eighth notes), F#4 (quarter), E4 (quarter), D4 (half). The guitar tablature below shows: 0 0 0 | 0 0 0 | 3 3 3 | 0 0 0 | 0 0 0 | 0 0 0.

Musical notation for the 4x repeat of the rhythmic variant bass line. It includes a repeat sign and a 'D.S.' marking at the end.

laatste maat herhalen en faden

Op de volgende pagina staat de baspartij van de pianobegeleiding.



# It's a man's, man's, man's world

T: Betty Newsome / M: James Brown

*Baspartij van de pianobegeleiding*

Musical notation for measures 1-6. The top staff is in treble clef with a key signature of one flat and a 3/8 time signature. The bottom staff shows guitar fretting for Tenor (T), Alto (A), and Bass (B) positions. Measure 1: T | A | B | 0 | 0. Measure 2: T | A | B | 0 | 0. Measure 3: T | A | B | 3 | 3. Measure 4: T | A | B | 3 | 3. Measure 5: T | A | B | 0 | 0. Measure 6: T | A | B | 0 | 0.

Musical notation for measures 7-12, starting with a repeat sign. The top staff continues the melody. The bottom staff shows guitar fretting. Measure 7: T | A | B | 0 | 0-0-0-3. Measure 8: T | A | B | 0 | 0-0-0-3. Measure 9: T | A | B | 0 | 0-0-0-3. Measure 10: T | A | B | 0 | 0-0-0-3. Measure 11: T | A | B | 0 | 0-0-0-3. Measure 12: T | A | B | 0 | 0-0-0-3.

Musical notation for measures 13-18, ending with a double bar line and the marking **D.S.**. The top staff continues the melody. The bottom staff shows guitar fretting. Measure 13: T | A | B | 0 | 0-0-0-3. Measure 14: T | A | B | 0 | 0-0-0-0. Measure 15: T | A | B | 3 | 3. Measure 16: T | A | B | 3 | 3. Measure 17: T | A | B | 0 | 0-0-3-4. Measure 18: T | A | B | 0 | 0-0-0-3.

*laatste maat herhalen  
en faden*



# Hey Jude T/M: John Lennon & Paul McCartney (The Beatles) - fa groot (zoals het origineel)

Musical notation for measures 1-4, including a treble clef staff and a guitar TAB staff with a 4/4 time signature.

Musical notation for measures 5-8, including a treble clef staff and a guitar TAB staff. Includes first and second endings and a repeat sign.

Musical notation for measures 9-14, including a treble clef staff and a guitar TAB staff.

Musical notation for measures 15-19, including a treble clef staff and a guitar TAB staff. Ends with a double bar line and a 2/4 time signature.

Musical notation for measures 20-22, including a treble clef staff and a guitar TAB staff. Includes a 'D.C.' (Da Capo) instruction.

strofe 3 + bridge  
strofe 4 + Coda

Musical notation for measures 23-26, including a treble clef staff and a guitar TAB staff. Includes a repeat sign and a Coda symbol.



11

# ... Baby one more time

T/M: Max Martin

*intro*

Musical notation for the intro section, measures 1-4. The top staff shows a treble clef with a 4/4 time signature and a key signature of two flats. The bottom staff shows guitar tablature with strings T, A, and B. The first measure has a whole rest on the A string. The following three measures have a 1 on the A string and a 3 on the B string.

5-25 *strofe*

13-33 *pre-refrein*

Musical notation for the verse (5-25) and pre-chorus (13-33). The top staff shows a treble clef with a 4/4 time signature and a key signature of two flats. The bottom staff shows guitar tablature. The verse consists of 8 measures, and the pre-chorus consists of 6 measures. The notation includes various fret numbers (1, 0, 3) and string indicators (T, A, B).

17-37 *refrein*

21-41

**D.S.**

Musical notation for the chorus (17-37) and a second chorus section (21-41). The top staff shows a treble clef with a 4/4 time signature and a key signature of two flats. The bottom staff shows guitar tablature. The notation includes various fret numbers (1, 0, 3) and string indicators (T, A, B). The section ends with a **D.S.** (Da Capo) instruction.

45 *tussenspel*

Musical notation for the interlude (45). The top staff shows a treble clef with a 4/4 time signature and a key signature of two flats. The bottom staff shows guitar tablature with a 1 on the A string and a 3 on the B string for each of the four measures.

49 *bridge*

53

Musical notation for the bridge (49). The top staff shows a treble clef with a 4/4 time signature and a key signature of two flats. The bottom staff shows guitar tablature. The notation includes various fret numbers (1, 0, 3) and string indicators (T, A, B).

57

61

Musical notation for the bridge continuation (57). The top staff shows a treble clef with a 4/4 time signature and a key signature of two flats. The bottom staff shows guitar tablature. The notation includes various fret numbers (1, 0, 3) and string indicators (T, A, B).

65 *refrein*

69

Musical notation for the chorus (65). The top staff shows a treble clef with a 4/4 time signature and a key signature of two flats. The bottom staff shows guitar tablature. The notation includes various fret numbers (1, 0, 3) and string indicators (T, A, B).

73

77

Musical notation for the chorus continuation (73). The top staff shows a treble clef with a 4/4 time signature and a key signature of two flats. The bottom staff shows guitar tablature. The notation includes various fret numbers (1, 0, 3) and string indicators (T, A, B).



# The lion sleeps tonight

T/M: Solomon Linda(!), Hugo Peretti, Luigi Creatore, George David Weiss

Musical score for 'The lion sleeps tonight' in 4/4 time. The melody is written in G major (one sharp) and starts on the 8th fret. The guitar accompaniment consists of triplets of eighth notes on the 3rd and 4th strings.

*Als je een gitaarklem in het derde vak plaatst, is de begeleiding veel eenvoudiger.*

## CAPO III

Musical score for 'The lion sleeps tonight' with a capo on the 3rd fret. The melody is written in G major (one sharp) and starts on the 8th fret. The guitar accompaniment consists of open strings (0) on the 3rd and 4th strings.



# Sweet dreams (are made of this)

T/M: David A. Stewart & Annie Lennox

Als voorspel kan je de eerste 2 maten tweemaal spelen.

*Sweet dreams ...*

*Some of them ... (bij de herh.: Sweet dreams)*

1 4x 9-23 4x

TAB: 0-0 3-0 | 1-1 0-0 | 0-0 3-0 | 1-1 0-0

17-31 *Ooh ...*

D.S.

TAB: 1-1-1-1 | 0-0-0-0 | 0-0-0-0 | 0-0-0-0 | 1-1-1-1 | 0-0-0-0

37 *Hold your head up ...*

TAB: 0 | 0 | 0 | 0 | 0 | 0 | 0 | 0-0

45 4x 53 *Some of them ...*

4x

TAB: 0-0 3-0 | 1-1 0-0 | 0-0 3-0 | 1-1 0-0

61 *Ooh ...*

TAB: 1-1-1-1 | 0-0-0-0 | 0-0-0-0 | 0-0-0-0 | 1-1-1-1 | 0-0-0-0

67 *Sweet dreams ...*

4x 75

4x *Sweet dreams ...*

83

TAB: 0-0 3-0 | 1-1 0-0 | - | - | 0-0 3-0 | 1-1 0-0

*repeat and fade*

# Forevermore T/M: Rika Joris

*Er zijn twee baspartijen: een moeilijke en een eenvoudige.*

8

T  
A  
B 2/4 3 3 0 0 1 0 3 0 2 3 3 0 0 1 3 3 1

10

T  
A  
B 0 0 0 0 0 0 0 0 0 0 2 3 0 2 2 0 0 0

18

T  
A  
B 3 3 0 0 1 0 3 0 2 3 3 0 0 1 3 3 1

T  
A  
B 2/4 3 0 1 3 3 0 3 3

10

T  
A  
B 0 0 0 0 0 3 2 0

18

T  
A  
B 3 0 1 3 3 0 3 3

## Alfabetische lijst Music@fundum 2010

Thema	Nummer	Titel	basgitaar
11	K11	... Baby one more time (Max Martin)	26
2	K03	Conquest of Paradise (Guy Protheroe - Vangelis) - korte vorm	3
2	K03	Conquest of Paradise (Guy Protheroe - Vangelis) - volledige vorm	4-5
8	A10	Danse macabre (S. Saint-Saëns)	21
1	K01	Do you like to boogie woogie (Music van Madonna)	2
9	K09	E, pakia kia rite (Te tarakihi)	22
7	K08	Elfenkoning (Johann Wolfgang von Goethe - vertaling: Rika Joris)	20
6		Fields of Gold (Sting - Eva Cassidy): do groot	19
6		Fields of Gold (Sting - Eva Cassidy): la groot	18
5	K07	For the beauty of the earth (F.S. Pierpoint - John Rutter)	13
14		Forevermore (Rika Joris)	29
5	K06	Heaven is a wonderful place (Trad. - Wolfgang Koperski - Rika Joris)	12
11		Hey Jude (John Lennon - Paul McCartney): fa groot	25
3		I follow the Moskva (Wind of change) - korte versie	6
3	K04	I follow the Moskva (Wind of change) - lange versie	6-7
4	K05	I think I'm drowning (Time is running out)	8-9/10-11
2	K03	In noreni (Conquest of Paradise) - korte vorm	3
2	K03	In noreni (Conquest of Paradise) - volledige vorm	4-5
12	K12	In the jungle (The lion sleeps tonight)	27
10	A11	It's a man's, man's, man's world (Betty Jean Newsome - James Brown)	23-24
5	A07	Laudate omnes gentes (Jacques Berthier - Rika Joris): fa groot	12
1	K02	Music (John Miles): la groot	2
1	K01	Music (Mirwais Ahmadzaï - Madonna Ciccone)	2
9		Nari nari (Hisham Abbas)	23
6		Nothing else matters (James Hetfield - Lars Ulrich): Apocalyptica	16-17
6	A08	Nothing else matters (James Hetfield - Lars Ulrich): Metallica	14-15
11	K11	Oh baby, baby (... Baby one more time)	26
6		So close no matter how far (Nothing else matters): Apocalyptica	16-17
6	A08	So close no matter how far (Nothing else matters): Metallica	14-15
14	K13	Sweet dreams (David E. Stewart - Annie Lennox)	28
3	A06	Symfonie nr. 94 (Joseph Haydn)	12
14		Tangi Turangi (Forevermore)	29
9	K09	Te tarakihi (Trad. Maori song)	22
12	K12	The lion sleeps tonight (Linda - Peretti - Creatore - Weiss)	27
10	A11	This is a man's world (It's a man's, man's, man's world)	23-24
4	K05	Time is running out (Muse)	8-9/10-11
3	A06	Verrassingssymfonie (Joseph Haydn)	12
7	K08	Wie rijdt er zo laat (Elfenkoning)	20
3		Wind of change (Klaus Meine) - korte versie	6
3	K04	Wind of change (Klaus Meine) - lange versie	6-7
6		You'll remember me (Fields of Gold): do groot	19
6		You'll remember me (Fields of Gold): la groot	18

## Inhoud bundel voor basgitaar Music@fundum 2010

Thema	Nummer	Titel	basgitaar
1	K01	Music (Mirwaïs Ahmadzai - Madonna Ciccone)	2
2	K03	Conquest of Paradise (Guy Protheroe - Vangelis) - korte vorm	3
	K03	Conquest of Paradise (Guy Protheroe - Vangelis) - volledige vorm	4-5
3		Wind of change (Klaus Meine) - korte versie	6
	K04	Wind of change (Klaus Meine) - lange versie	6-7
	A06	Symfonie nr. 94 (Joseph Haydn)	12
4	K05	Time is running out (Muse)	8-9/10-11
5	K06	Heaven is a wonderful place (Trad. - Wolfgang Koperski - Rika Joris)	12
	A07	Laudate omnes gentes (Jacques Berthier - Rika Joris): fa groot	12
	K07	For the beauty of the earth (F.S. Pierpoint - John Rutter)	13
6	A08	Nothing else matters (James Hetfield - Lars Ulrich): Metallica	14-15
		Nothing else matters (James Hetfield - Lars Ulrich): Apocalyptica	16-17
		Fields of Gold (Sting - Eva Cassidy): la groot	18
		Fields of Gold (Sting - Eva Cassidy): do groot	19
7	K08	Elfenkoning (Johann Wolfgang von Goethe - vertaling: Rika Joris)	20
8	A10	Danse macabre (S. Saint-Saëns)	21
9	K09	Te tarakihi (Trad. Maori song)	22
		Nari nari (Hisham Abbas)	23
10	A11	It's a man's, man's, man's world (Betty Jean Newsome - James Brown)	23-24
11		Hey Jude (John Lennon - Paul McCartney): fa groot	25
	K11	... Baby one more time (Max Martin)	26
12	K12	The lion sleeps tonight (Linda - Peretti - Creatore - Weiss)	27
14	K13	Sweet dreams (David E. Stewart - Annie Lennox)	28
		Forevermore (Rika Joris)	29